

NIKE SIZING GUIDE

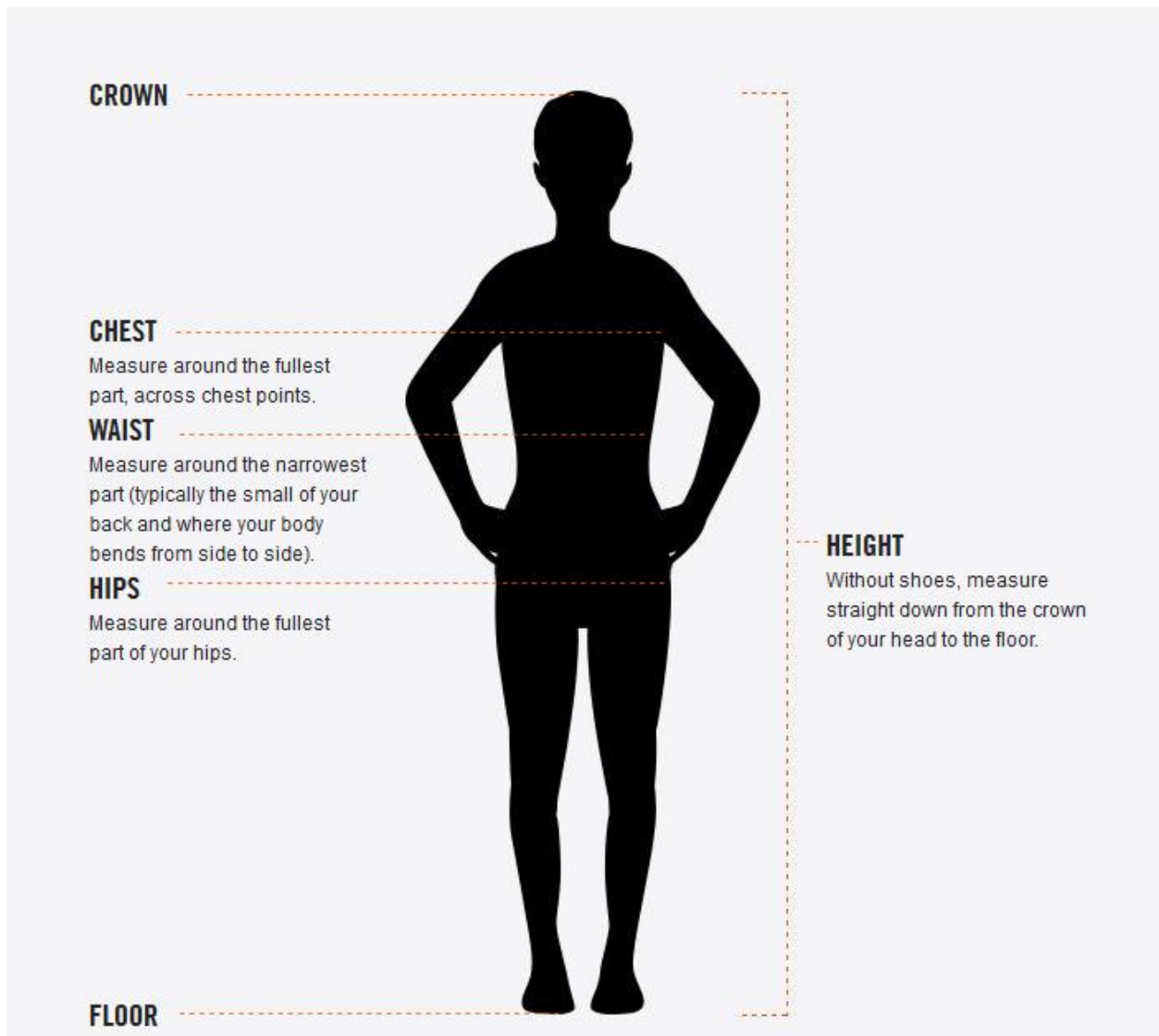
FOR SALVO SC UNIFORM 2020/21

* Reference only – Some styles may vary *

(We suggest compare sizing with a teammate or player that has the uniform already)

YOUTH SIZING

STEP 1: MEASURE YOURSELF



YOUTH - BOYS

STEP 2: FIND YOUR SIZE

Use the chart below to determine your size. If one of your measurements is on the borderline between two sizes, order the smaller size for a tighter fit or the larger size for a looser fit. If your measurements for hips and waist correspond to two different suggested sizes, order the one indicated by your hip measurement.

SIZE CHART

INCHES

CM

ALPHA SIZE	NUMERIC SIZE	CHEST (in.)	WAIST (in.)	HIPS (in.)	HEIGHT (in.)	AGE
XS	6-7	25.5-26	23.5-24	27-28	47-51	6-7
S	8-9	26-27	24-25.5	28-29.5	51-55	8-9
M	10-12	27-29.5	25.5-27	29.5-31.5	55-59	10-11
L	14-16	29.5-32	27-28.5	31.5-33.5	59-63	12-13
XL	18-20	32-35	28.5-29.5	33.5-35	63-67	14+

YOUTH - GIRLS

SIZE CHART

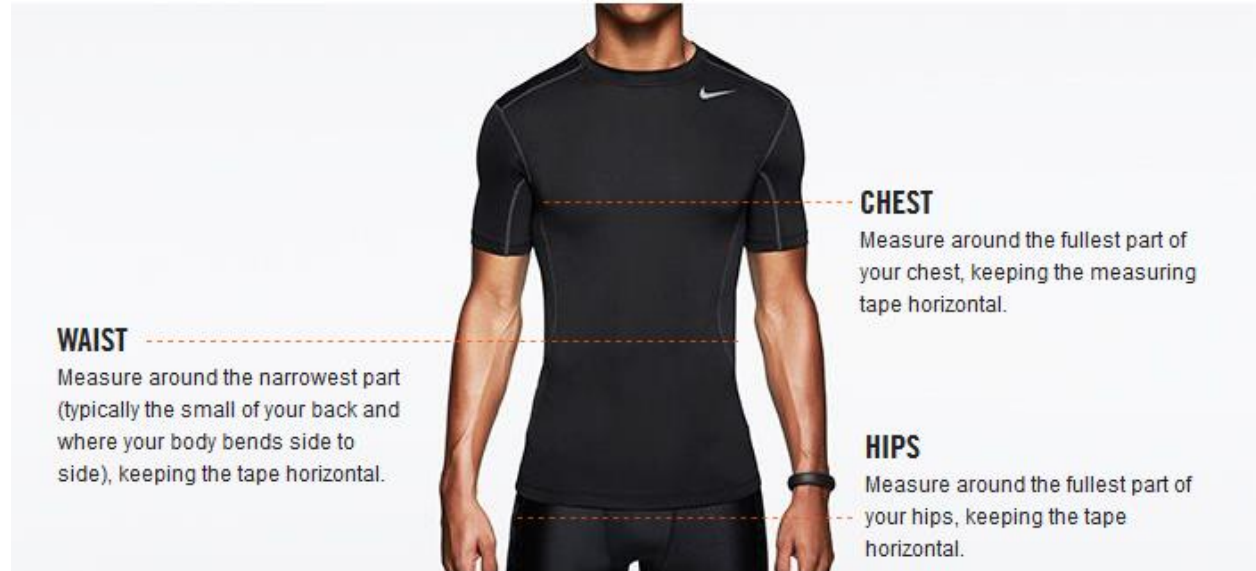
INCHES

CM

ALPHA SIZE	NUMERIC SIZE	CHEST (in.)	WAIST (in.)	HIPS (in.)	HEIGHT (in.)	AGE
XS	6-7	25.5-27	23.5-24	27-29	47-51	6-7
S	8-9	27-29	24-25	29-31	51-55	8-9
M	10-12	29-31	25-27	31-33	55-59	10-11
L	14-16	31-33.5	27-28	33-35	59-63	12-13
XL	18-20	33.5-36.5	28-29.5	35-37	63-67	14+

ADULT – MEN - TOPS

STEP 1: MEASURE YOURSELF



SIZE CHART: REGULAR (5'7"–6'0"/170–183cm)

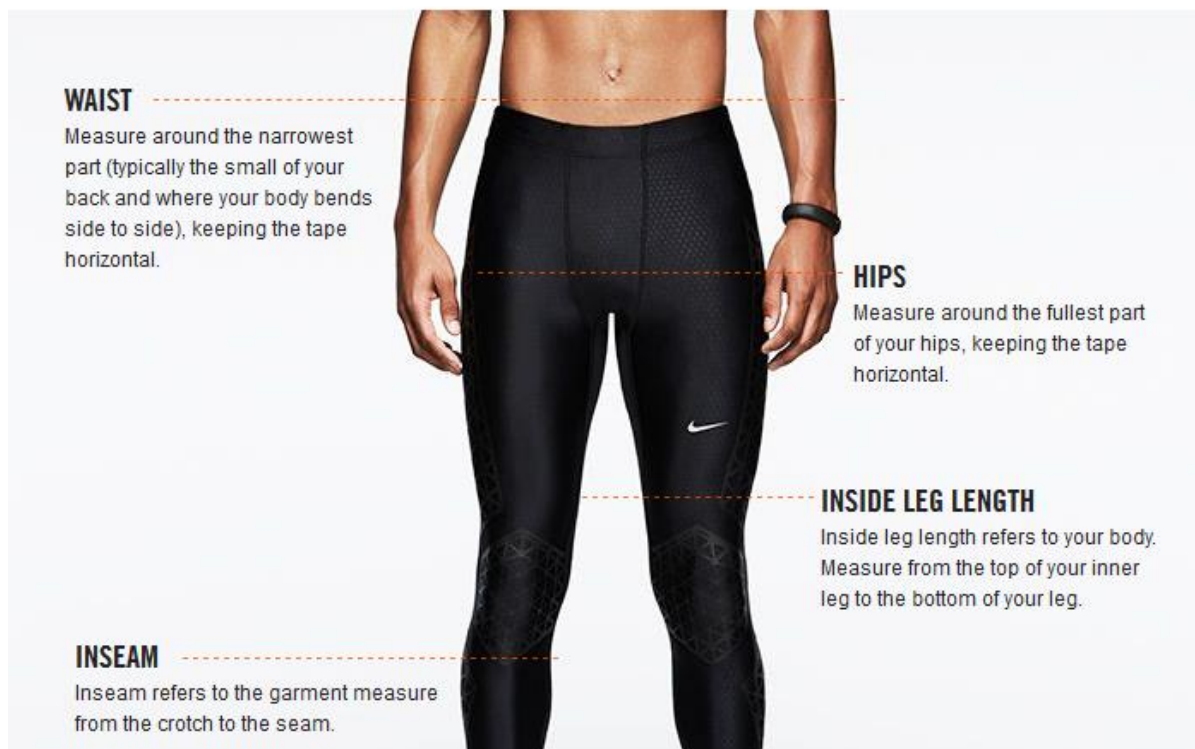
INCHES

CM

SIZE	CHEST (in.)	WAIST (in.)	HIPS (in.)
S	35–37.5	29–32	35–37.5
M	37.5–41	32–35	37.5–41
L	41–44	35–38	41–44
XL	44–48.5	38–43	44–47
2XL	48.5–53.5	43–47.5	47–50.5
3XL	53.5–58	47.5–52.5	50.5–53.5
4XL	58–63	52.5–57	53.5–58

ADULT – MEN - BOTTOMS

STEP 1: MEASURE YOURSELF



SIZE CHART: REGULAR (5'7"-6' / 170-183cm)

INCHES

CM

SIZE	WAIST (in.)	HIPS (in.)	REGULAR INSIDE LEG LENGTH (in.)	SHORT INSIDE LEG LENGTH (in.)
XS	< 29	< 35	32	30
S	29–32	35–37.5	32.25	30.25
M	32–35	37.5–41	32.5	30.5
L	35–38	41–44	32.75	30.75
XL	38–43	44–47	33	31
2XL	43–47.5	47–50.5	33.25	31.25
3XL	47.5–52.5	50.5–53.5	33.5	31.5
4XL	52.5–57	53.5–58	34	32

ADULT – WOMEN – TOPS

STEP 1: MEASURE YOURSELF



SIZE CHART

INCHES

CM

NIKE SIZE	AVERAGE US SIZE**	BUST (in.)	WAIST (in.)	HIPS (in.)
XXS	-	< 29.5	< 23.5	< 33
XS	0-2	29.5-32.5	23.5-26	33-35.5
S	4-6	32.5-35.5	26-29	35.5-38.5
M	8-10	35.5-38	29-31.5	38.5-41
L	12-14	38-41	31.5-34.5	41-44
XL	16-18	41-44.5	34.5-38.5	44-47
XXL	20-22	44.5-48.5	38.5-42.5	47-50

ADULT – WOMEN – BOTTOMS

STEP 1: MEASURE YOURSELF



SIZE CHART

INCHES

CM

NIKE SIZE	AVERAGE US SIZE**	WAIST (in.)	HIPS (in.)	REGULAR INSIDE LEG LENGTH (in.)	TALL INSIDE LEG LENGTH (in.)	SHORT INSIDE LEG LENGTH (in.)
XS	0–2	23.5–26	33–35.5	31.2	33.25	29.25
S	4–6	26–29	35.5–38.5	31.2	33.25	29.25
M	8–10	29–31.5	38.5–41	31.5	33.5	29.5
L	12–14	31.5–34.5	41–44	31.5	33.5	29.5
XL	16–18	34.5–38.5	44–47	31.75	33.75	29.75
XXL	20–22	38.5–42.5	47–50	31.75	33.75	29.75